


Hidden Stand Assembly

1 of 2

Kit includes:

- (4) 10-24" x 1 1/2" round head screws
- (2) aluminum angle brace stand pieces
- (4) washers
- (4) 5/16" cap nuts
- (1) bumper bar





- 1 On the back of the aluminum angle brace stands, attach bumper bar with 5/16" cap nuts included.



Hidden Stand Assembly

2 of 2

- 2** Peel back protective plastic from bottom of mirror by the corners. Stand mirror up and attach aluminum angle brace stands to the back of mirror with the 10 - 24" x 1 1/2" round head screws.



- 3** Bring mirrors into their location and carefully remove plastic covers.



Do not press against the soft MirrorLite face. Only clean with MirrorLite cleaning kit.